

August 2016 – SeaDataNet catalogues follow-up

All documents used to write this report are available on the extranet of the project under [SeaDataNet II> Follow up](#).

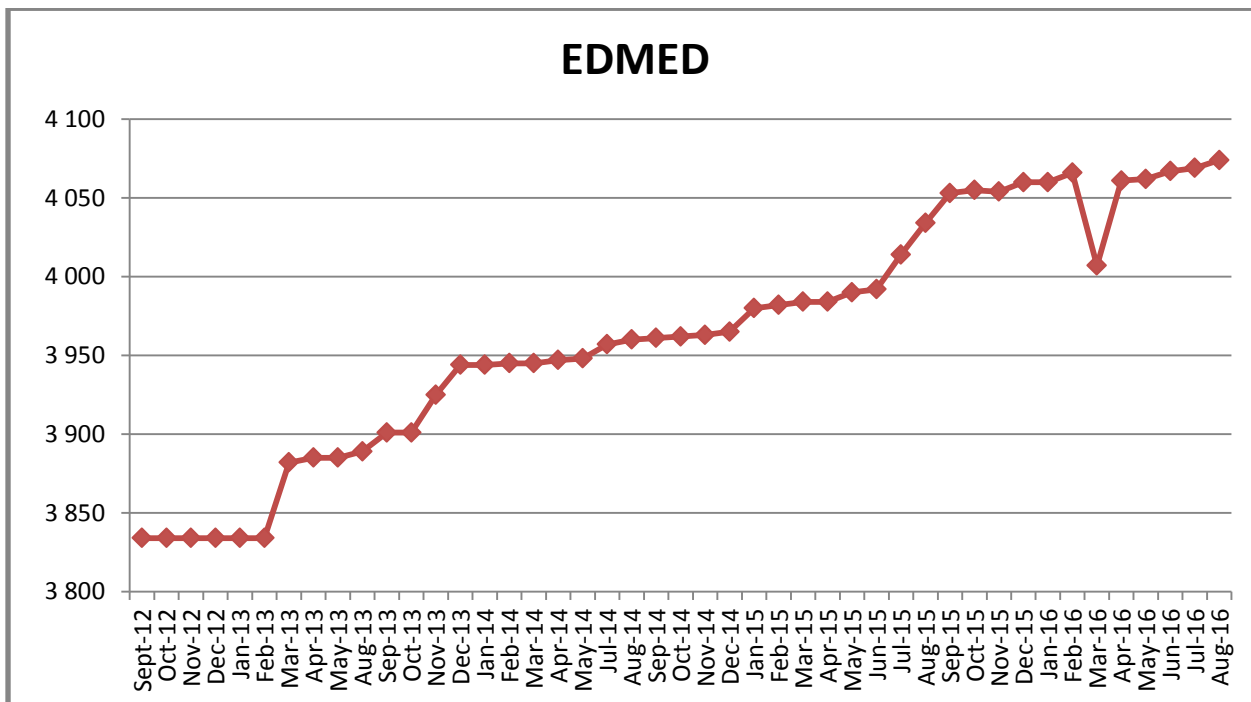
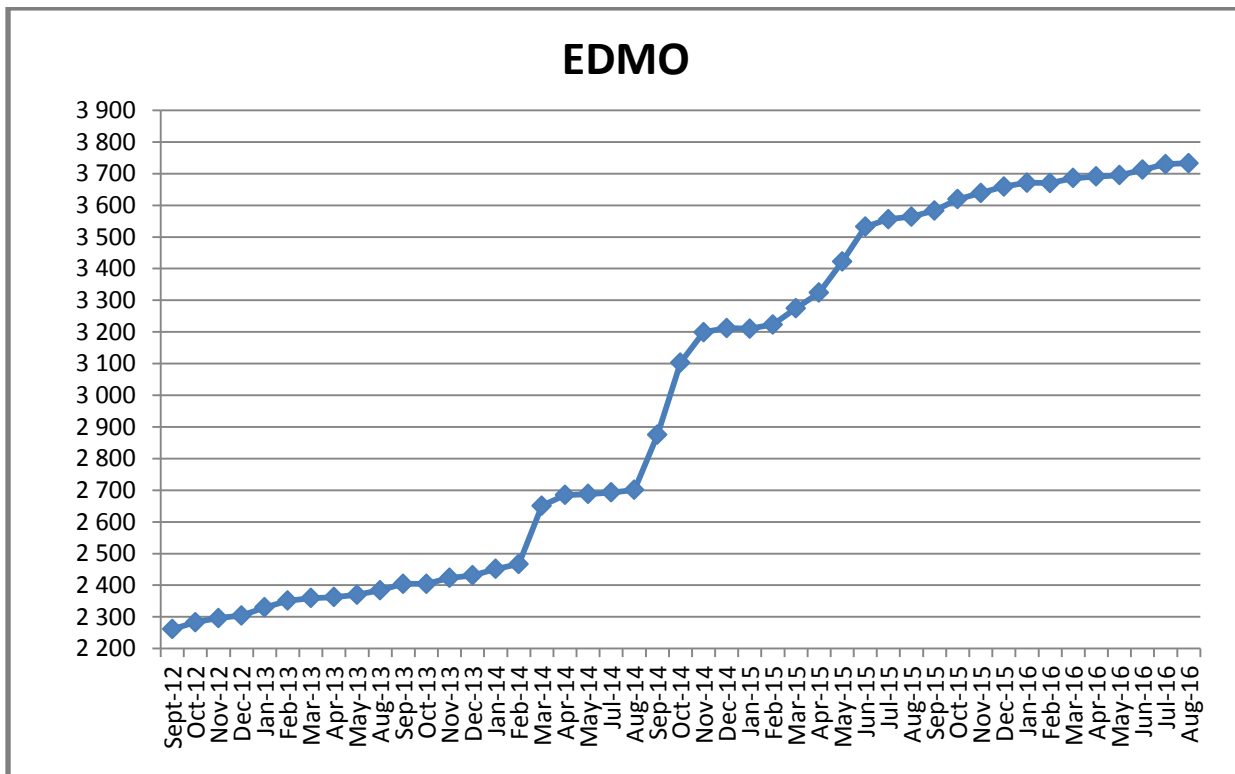
Statistics on all catalogues

In August 2016, global increases on catalogue **CDI** (+6 216), **CSR** (+22), **EDMO** (+3), **EDMED** (+5), **EDMERP** (+3) and no change for **EDIOS-PRG**.

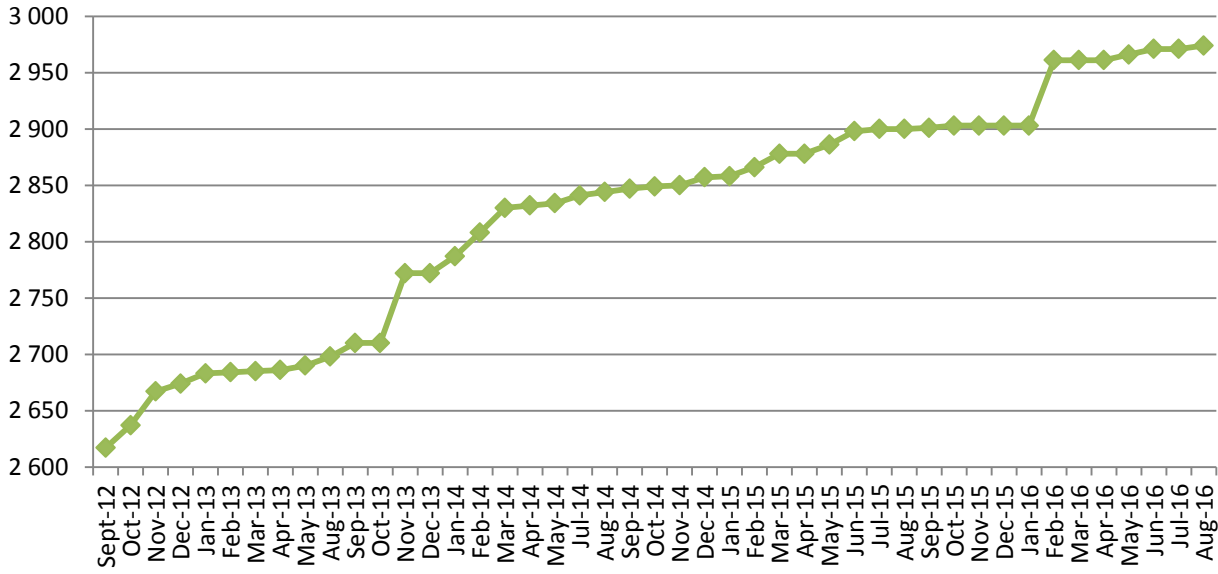
Global counts on all catalogues in 2016

| Catalogue | Aug-16 | Jul-16 | Jun-16 | May-16 | Apr-16 | Mar-16 | Feb-16 | Jan-16 |
|------------------------------------|------------------|-----------|-----------|-----------|-----------|-----------|-----------|-----------|
| EDMO : Marine organisations | 3 733 | 3 730 | 3 712 | 3 695 | 3 691 | 3 686 | 3 670 | 3 659 |
| EDMED : Data sets | 4 074 | 4 069 | 4 067 | 4 062 | 4 061 | 4 007 | 4 066 | 4 060 |
| EDMERP : Projects | 2 974 | 2 971 | 2 971 | 2 966 | 2 961 | 2 961 | 2 961 | 2 903 |
| EDIOS : Programmes | 362 | 362 | 362 | 362 | 362 | 362 | 362 | 362 |
| CSR : Cruises | 47 744 | 47 722 | 47 684 | 47 625 | 47 606 | 46 928 | 46 845 | 46 641 |
| CDI : Data | 1 864 378 | 1 858 162 | 1 854 787 | 1 844 660 | 1 825 957 | 1 824 402 | 1 819 492 | 1 809 541 |

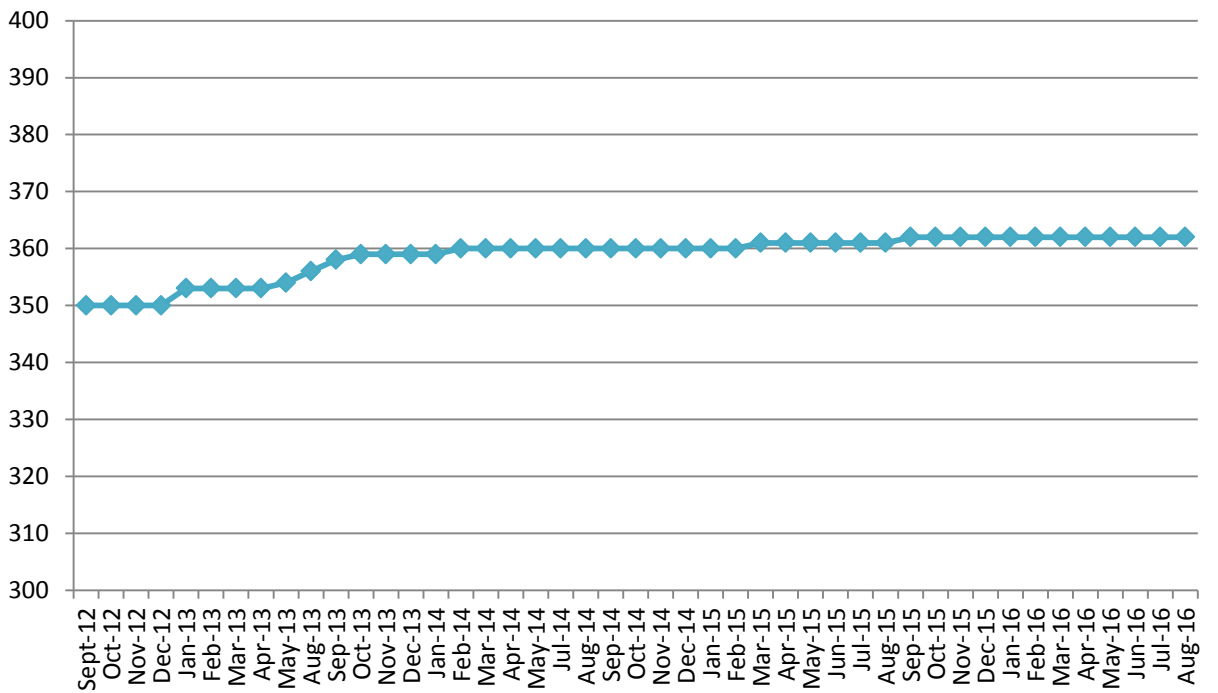
Nb of EDMO, EDMED, EDMERP, EDIOS, CSR and CDI per month



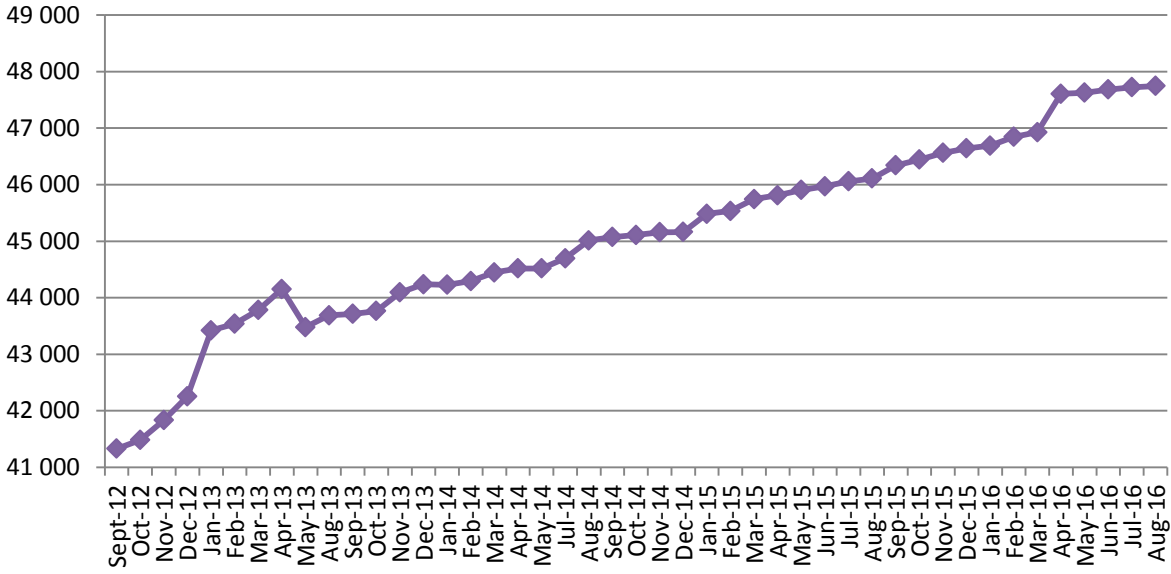
EDMERP



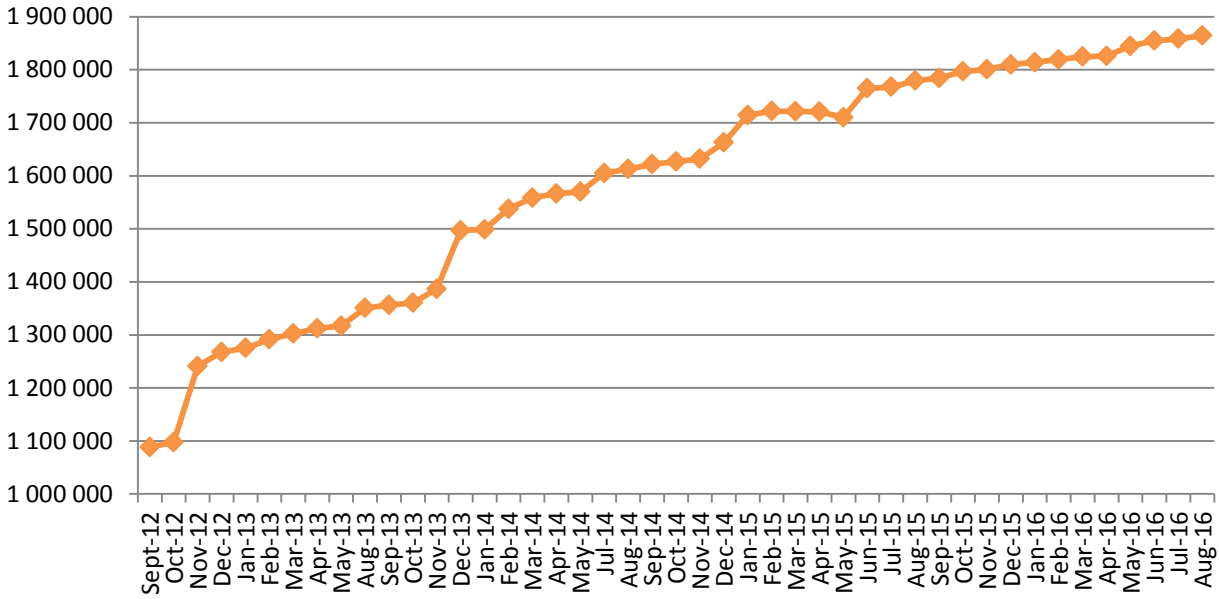
EDIOS-PRG



CSR



CDI



Statistics on CDI catalogue

Details of last month upgrades per partners are the following:

| CDI partner | Country | Last increase |
|-----------------|---------|---------------|
| BSH-DOD | Germany | 399 |
| IFREMER | France | -1 |
| IMGW | Poland | 1 709 |
| METU-IMS | Turkey | -83 |
| TOTAL | | 2 024 |

- 4 SeaDataNet partners have input or deleted data in the CDI catalogue, for a total increase of + 2 024 records.

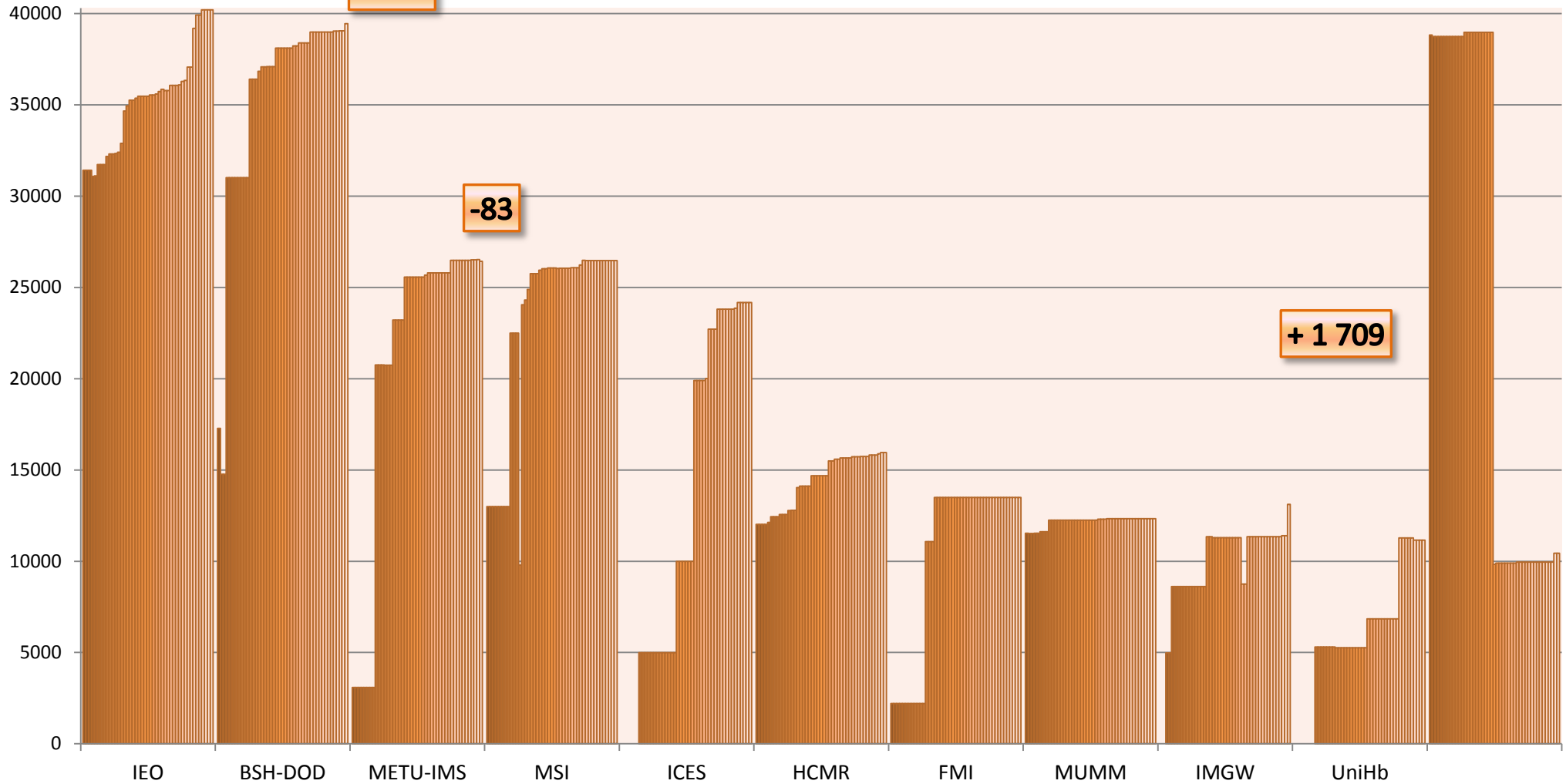
- For others partners, not in the SeaDataNet consortium, 4 have worked on data (+ 4 192 records).

Since the beginning of the follow-up reports (October 2012), the global increase in CDI, per partner, is the following: Note that for SMHI, TSU-DNA and SIO-RAS the negative or low global increase is due to the change in their time series management (SMHI), the duplicates detection (TSU-DNA) or the change of data owner and the remove of incorrect records (SIO-RAS. The new owner is SOI, not in the SeaDataNet consortium).

| CDI partner | Name of partner | Country | Nb 01/09/2016 | Global increase |
|----------------------|--|--------------------|---------------|-----------------|
| SIO-RAS | P.P.Shirshov Institute of Oceanology-RAS | Russian Federation | 10 441 | -28 382 |
| SMHI | Swedish Meteorological and Hydrological Institute | Sweden | 94 286 | -15 241 |
| IOPAN | IOPAN | Poland | 18 | 18 |
| TSU-DNA | Iv.Javakishvili Tbilisi State University, Centre of Relations with UNESCO Oceanological Research Centre and GeoDNA | Georgia | 940 | 45 |
| RSHU | RSHU | Russian Federation | 308 | 308 |
| UOM | International Ocean Institute - Malta Operational Centre (University Of Malta) / Physical Oceanography Unit | Malta | 1 025 | 397 |
| CNR | CNR | Italy | 484 | 484 |
| EPA | Environmental Protection Agency (EPA) | Lithuania | 962 | 549 |
| IOF | Institute of Oceanography and Fisheries | Croatia | 2 233 | 657 |
| IOLR | Israel Oceanographic and Limnological Research (IOLR) | Israel | 5 732 | 659 |
| IMBK | Institute of Marine Biology (IMBK) | Montenegro | 706 | 684 |
| MUMM | Management Unit of the North Sea and Scheldt estuary Mathematical Models | Belgium | 12 329 | 796 |
| INSTM | Institut National des Sciences et Technologies de la Mer | Tunisia | 969 | 969 |
| ENEA | ENEA Centro Ricerche Ambiente Marino - La Spezia | Italy | 9 089 | 1 015 |
| INRH | Institut National de Recherche Halieutique | Morocco | 1 026 | 1 026 |
| IO-BAS | Bulgarian National Oceanographic Data Centre(BGODC) | Bulgaria | 3 479 | 1 171 |
| TUBITAK-SHODB | Turkiye Bilimsel ve Teknolojik Arastirma Kurumu | Turkey | 1 180 | 1 180 |
| NIOZ | NIOZ Royal Netherlands Institute for Sea Research | Netherlands | 6 130 | 1 501 |
| MHI | Marine Hydrophysical Institute | Ukraine | 97 038 | 1 690 |
| OC-UCY | Cyprus Oceanography Center | Cyprus | 3 501 | 1 946 |
| VLIZ | Flanders Marine Institute | Belgium | 3 572 | 1 953 |
| MRI | Marine Research Institute (MRI) | Iceland | 5 914 | 2 090 |
| NIMRD | National Institute for Marine Research and Development Grigore Antipa | Romania | 6 890 | 2 636 |
| IBSS | Institute of Biology of the Southern Seas | Ukraine | 4 897 | 2 791 |
| LIAE | Latvian Institute of Aquatic Ecology | Latvia | 3 484 | 3 177 |
| NIB | National Institute of Biology - NIBMarine Biology Station | Slovenia | 7 662 | 3 542 |
| MI | Marine Institute | Ireland | 8 249 | 3 548 |

| | | | | |
|------------------|---|--------------------|------------------|----------------|
| HCMR | Hellenic Centre for Marine Research | Greece | 15 959 | 3 935 |
| IHPT | IHPT, Hydrographic institute | Portugal | 6 333 | 5 428 |
| IEO | IEO/Spanish Oceanographic Institute | Spain | 40 202 | 8 787 |
| UniHb | Universitaet Bremen | Germany | 11 159 | 11 159 |
| FMI | Finnish Meteorological Institute | Finland | 13 500 | 11 289 |
| OGS | OGS (Istituto Nazionale di Oceanografia e di Geofisica Sperimentale) | Italy | 101 579 | 11 981 |
| IMGW | Instytut Meteorologii i Gosodarki Wodnej | Poland | 13 110 | 13 110 |
| MSI | Marine Systems Institute at Tallinn University of Technology | Estonia | 26 474 | 13 477 |
| BSH-DOD | German Oceanographic Datacentre (NODC) | Germany | 39 447 | 22 169 |
| METU-IMS | Institute of Marine Sciences, Middle East Technical University | Turkey | 26 435 | 23 353 |
| ICES | ICES | Denmark | 24 171 | 24 171 |
| NERI | Aarhus University | Denmark | 223 955 | 59 801 |
| NERC-BODC | British Oceanographic Data Centre | United Kingdom | 110 003 | 61 946 |
| RIHMI-WDC | All-Russia Research Institute of Hydrometeorological Information - World Data Centre (RIHMI-WDC) (NODC) | Russian Federation | 131 332 | 74 207 |
| IMR | Institute of Marine Research - Norwegian Marine Data Centre (NMD) | Norway | 111 637 | 96 844 |
| IFREMER | IFREMER / IDM/SISMER | France | 306 798 | 100 599 |
| SHOM | SHOM (Service Hydrographique et Océanographique de la Marine) | France | 167 614 | 161 191 |
| | | TOTAL | 1 662 252 | 694 656 |

Partners with 10 000 < CDIs < 50 000



+ 399

-83

+ 1 709

- Oct-12 ■ Nov-12 ■ Dec-12 ■ Jan-13 ■ Feb-13 ■ Mar-13 ■ Apr-13 ■ May-13 ■ Aug-13 ■ Sep-13 ■ Oct-13 ■ Nov-13 ■ Dec-13 ■ Jan-14 ■ Feb-14
- Mar-14 ■ Apr-14 ■ May-14 ■ Jun-14 ■ Jul-14 ■ Aug-14 ■ Sep-14 ■ Oct-14 ■ Nov-14 ■ Dec-14 ■ Jan-15 ■ Feb-15 ■ Mar-15 ■ Apr-15 ■ May-15
- Jun-15 ■ Jul-15 ■ Aug-15 ■ Sep-15 ■ Oct-15 ■ Nov-15 ■ Dec-15 ■ Jan-16 ■ Feb-16 ■ Mar-16 ■ Apr-16 ■ May-16 ■ Jun-16 ■ Jul-16 ■ Aug-16

Statistics on CSR harvesting

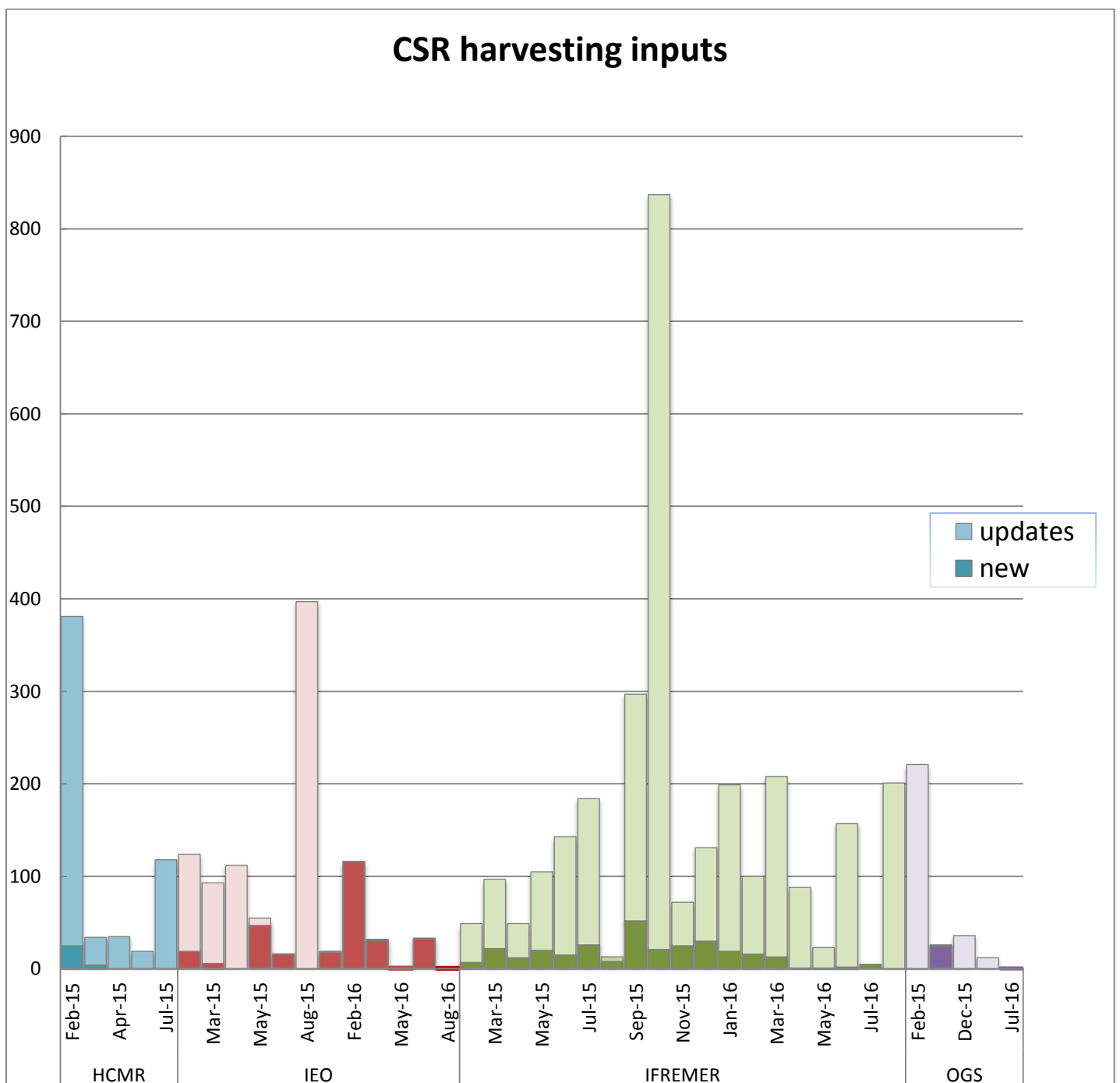
The CSR automatic harvesting result for this month is 1 new and 201 updated records.

Details of harvesting per centre are the following:

| Centre | Date | New | Updates |
|----------------------|------------|----------|------------|
| IFREMER (486) | 30/08/2016 | | 34 |
| IEO (353) | 23/08/2016 | 1 | |
| IFREMER (486) | 16/08/2016 | | 163 |
| IFREMER (486) | 09/08/2016 | | 4 |
| Total | | 1 | 201 |

HCMR and OGS had no CSR creations or updates during this month.

The graph below shows the CSR harvesting inputs since beginning of 2015:



History

Global counts on all catalogues in 2015

| Catalogue | Jan-15 | Feb-15 | Mar-15 | Apr-15 | May-15 | Jun-15 | Jul-15 | Aug-15 | Sep-15 | Oct-15 | Nov-15 | Dec-15 |
|-----------|-----------|-----------|-----------|-----------|-----------|-----------|-----------|-----------|-----------|-----------|-----------|-----------|
| EDMO | 3 210 | 3 223 | 3 275 | 3 324 | 3 422 | 3 532 | 3 556 | 3 564 | 3 583 | 3 619 | 3 639 | 3 659 |
| EDMED | 3 980 | 3 982 | 3 984 | 3 984 | 3 990 | 3 992 | 4 014 | 4 034 | 4 053 | 4 055 | 4 054 | 4 060 |
| EDMERP | 2 858 | 2 866 | 2 878 | 2 878 | 2 886 | 2 898 | 2 900 | 2 900 | 2 901 | 2 903 | 2 903 | 2 903 |
| EDIOS-PRG | 360 | 360 | 361 | 361 | 361 | 361 | 361 | 361 | 362 | 362 | 362 | 362 |
| CSR | 45 483 | 45 534 | 45 744 | 45 810 | 45 906 | 45 969 | 46 059 | 46 108 | 46 342 | 46 444 | 46 563 | 46 641 |
| CDI | 1 714 285 | 1 721 708 | 1 721 604 | 1 720 724 | 1 709 958 | 1 764 762 | 1 767 715 | 1 779 199 | 1 784 327 | 1 796 791 | 1 800 648 | 1 809 541 |

Global counts on all catalogues in 2014

| Catalogue | Jan-14 | Feb-14 | Mar-14 | Apr-14 | May-14 | Jun-14 | Jul-14 | Aug-14 | Sep-14 | Oct-14 | Nov-14 | Dec-14 |
|-----------|-----------|-----------|-----------|-----------|-----------|-----------|-----------|-----------|-----------|-----------|-----------|-----------|
| EDMO | 2 451 | 2 467 | 2 651 | 2 685 | 2 688 | 2 692 | 2 693 | 2 701 | 2 875 | 3 103 | 3 199 | 3 212 |
| EDMED | 3 944 | 3 945 | 3 945 | 3 947 | 3 948 | 3 955 | 3 957 | 3 960 | 3 961 | 3 962 | 3 963 | 3 965 |
| EDMERP | 2 787 | 2 808 | 2 830 | 2 832 | 2 834 | 2 837 | 2 841 | 2 844 | 2 847 | 2 849 | 2 850 | 2 857 |
| EDIOS-PRG | 359 | 360 | 360 | 360 | 360 | 360 | 360 | 360 | 360 | 360 | 360 | 360 |
| CSR | 44 230 | 44 294 | 44 447 | 44 518 | 44 518 | 44 657 | 44 696 | 45 012 | 45 072 | 45 109 | 45 156 | 45 163 |
| CDI | 1 498 793 | 1 537 556 | 1 558 428 | 1 566 528 | 1 569 847 | 1 575 035 | 1 604 916 | 1 612 514 | 1 621 749 | 1 626 904 | 1 631 984 | 1 662 548 |

Global counts on all catalogues in 2012/2013

| Catalogue | Sept-12 | Oct-12 | Nov-12 | Dec-12 | Jan-13 | Feb-13 | Mar-13 | Apr-13 | May-13 | Aug-13 | Sep-13 | Oct-13 | Nov-13 | Dec-13 |
|-----------|-----------|-----------|-----------|-----------|-----------|-----------|-----------|-----------|-----------|-----------|-----------|-----------|-----------|-----------|
| EDMO | 2 261 | 2 283 | 2 296 | 2 304 | 2 330 | 2 351 | 2 359 | 2 362 | 2 370 | 2 384 | 2 404 | 2 404 | 2 423 | 2 431 |
| EDMED | 3 834 | 3 834 | 3 834 | 3 834 | 3 834 | 3 834 | 3 882 | 3 885 | 3 885 | 3 889 | 3 901 | 3 901 | 3 925 | 3 944 |
| EDMERP | 2 617 | 2 637 | 2 667 | 2 674 | 2 683 | 2 684 | 2 685 | 2 686 | 2 690 | 2 698 | 2 710 | 2 710 | 2 772 | 2 772 |
| EDIOS-PRG | 350 | 350 | 350 | 350 | 353 | 353 | 353 | 353 | 354 | 356 | 358 | 359 | 359 | 359 |
| CSR | 41 330 | 41 481 | 41 832 | 42 256 | 43 423 | 43 539 | 43 782 | 44 153 | 43 479 | 43 687 | 43 713 | 43 765 | 44 094 | 44 236 |
| CDI | 1 088 322 | 1 097 399 | 1 241 010 | 1 267 669 | 1 274 982 | 1 291 491 | 1 302 629 | 1 311 827 | 1 317 191 | 1 350 455 | 1 356 245 | 1 360 236 | 1 386 446 | 1 496 950 |