

May 2016 – SeaDataNet catalogues follow-up

All documents used to write this report are available on the extranet of the project under [SeaDataNet II> Follow up](#).

Statistics on all catalogues

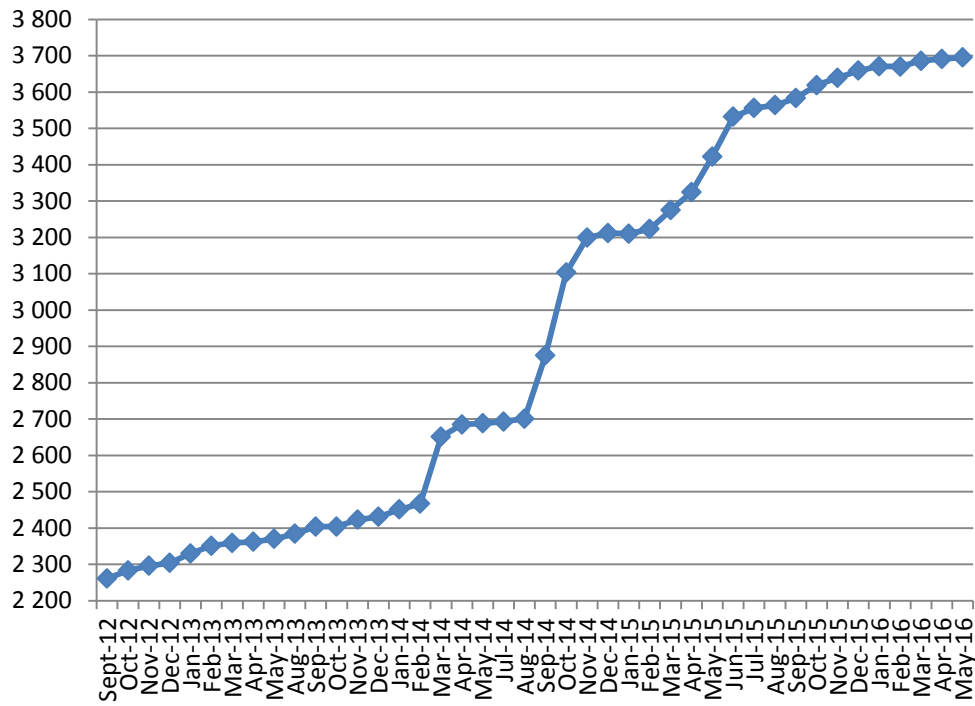
In Mai 2016, global increases on catalogue **CDI** (+18 703), **CSR** (+19), **EDMED** (+1), **EDMO** (+4), EDMERP(+5) and no change for **EDIOS-PRG**.

Global counts on all catalogues in 2016

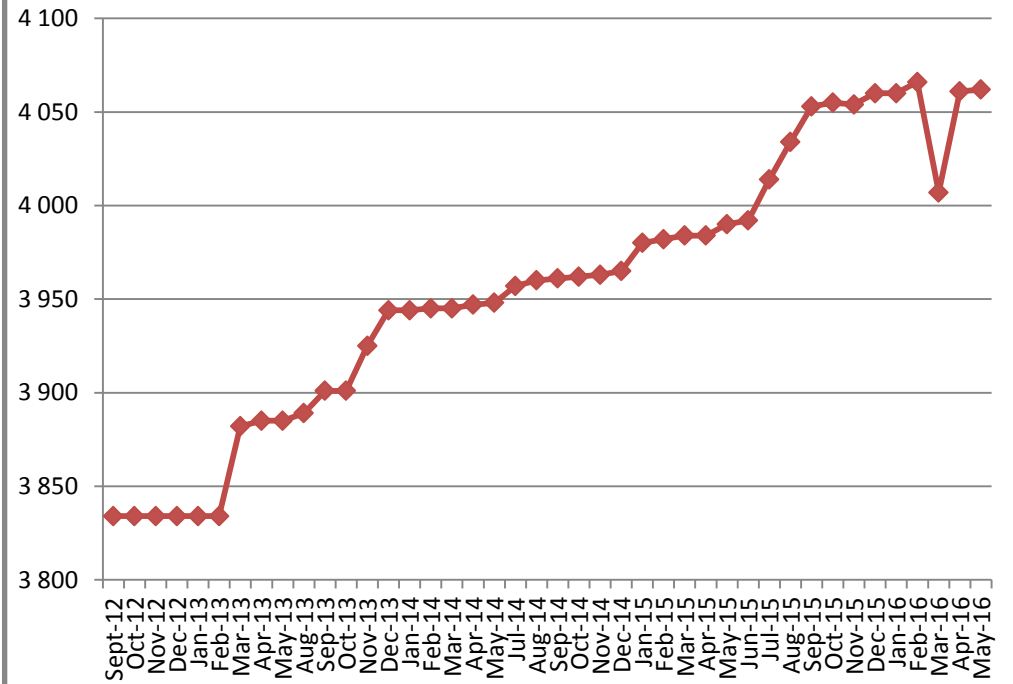
Catalogue	May-16	Apr-16	Mar-16	Feb-16	Jan-16
EDMO : Marine organisations	3 695	3 691	3 686	3 670	3 659
EDMED : Data sets	4 062	4 061	4 007	4 066	4 060
EDMERP : Projects	2 966	2 961	2 961	2 961	2 903
EDIOS : Programmes	362	362	362	362	362
CSR : Cruises	47 625	47 606	46 928	46 845	46 641
CDI : Data	1 844 660	1 825 957	1 824 402	1 819 492	1 809 541

Nb of EDMO, EDMED, EDMERP, EDIOS, CSR and CDI per month

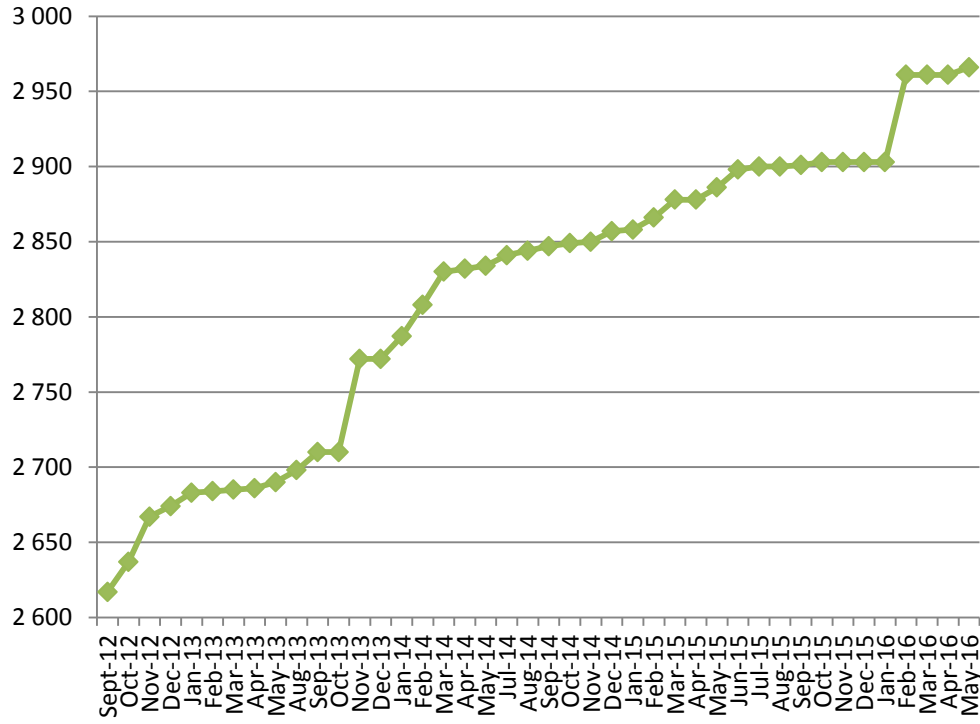
EDMO



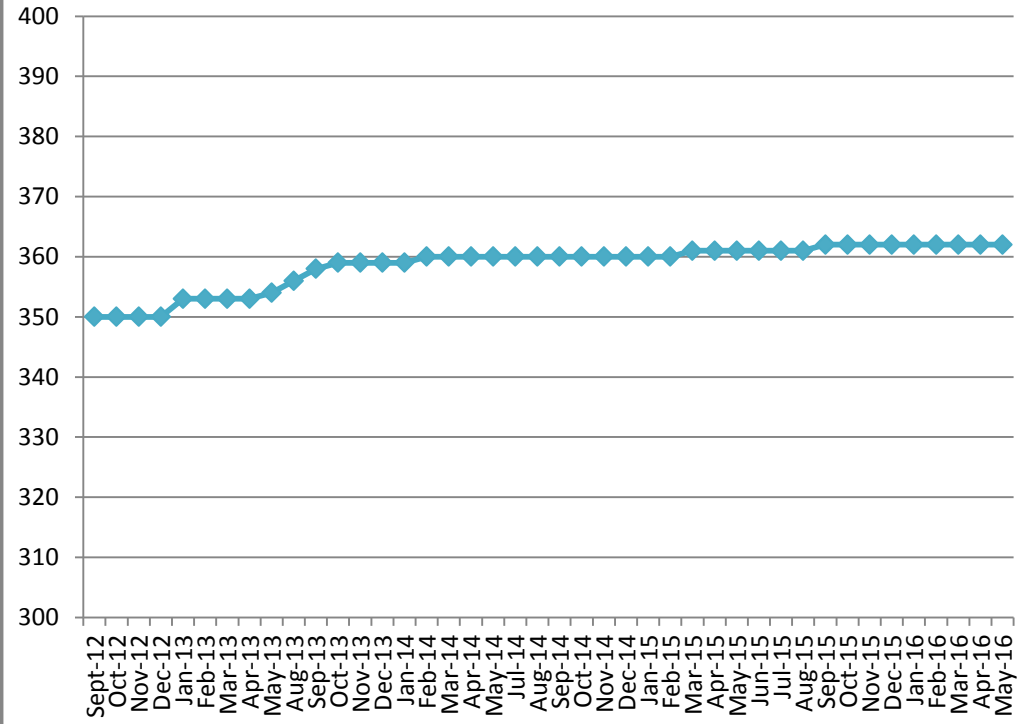
EDMED



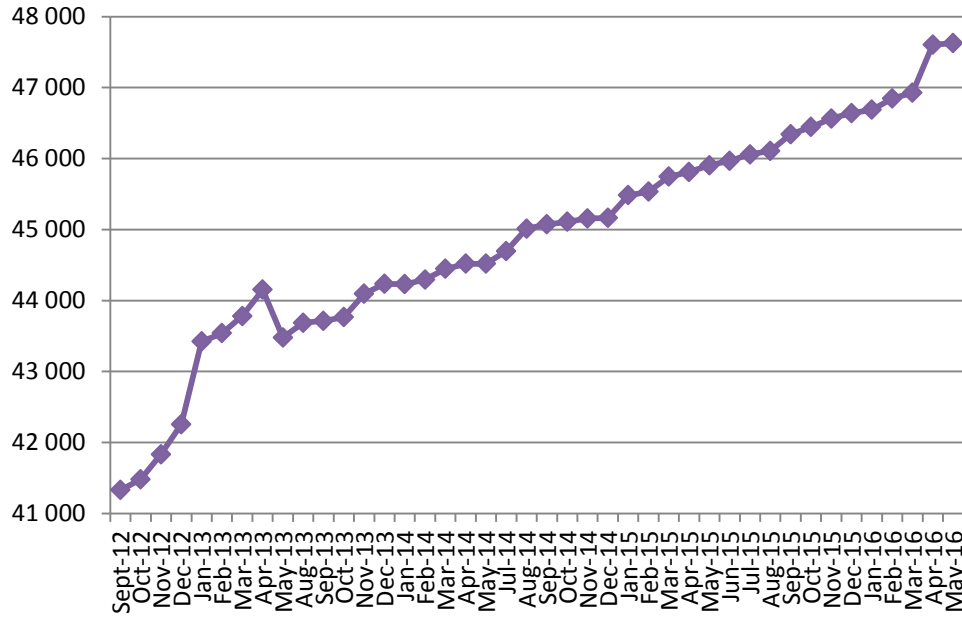
EDMERP



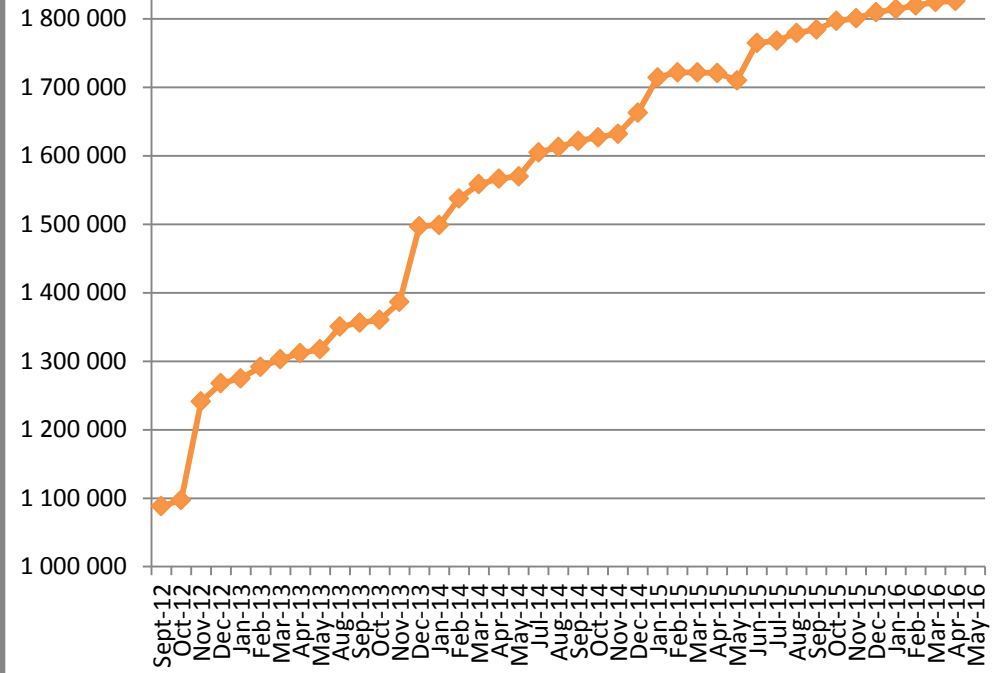
EDIOS-PRG



CSR



CDI



Statistics on CDI catalogue

Details of last month upgrades per partners are the following:

CDI partner	Country	Last increase
BSH-DOD	Germany	5
IEO	Spain	280
IFREMER	France	3 172
IHPT	Portugal	228
IMBK	Montenegro	647
IMR	Norway	3 808
IO-BAS	Bulgaria	141
IOF	Croatia	396
METU-IMS	Turkey	19
MHI	Ukraine	232
NIB	Slovenia	287
NIMRD	Romania	455
OGS	Italy	120
RIHMI-WDC	Russian Federation	8 951
TSU-DNA	Georgia	8
UniHb	Germany	-115
TOTAL		18 634

- 16 SeaDataNet partners have input or deleted data in the CDI catalogue, for a total increase of + 18 634 records.

- For others partners, not in the SeaDataNet consortium, one have worked on data (63 records).

Since the beginning of the follow-up reports (October 2012), the global increase in CDI, per partner, is the following: Note that for SMHI, TSU-DNA and SIO-RAS the negative or low global increase is due to the change in their time series management (SMHI), the duplicates detection (TSU-DNA) or the change of data owner and the remove of incorrect records (SIO-RAS. The new owner is SOI, not in the SeaDataNet consortium).

CDI partner	Name of partner	Country	Nb 02/06/2016	Global increase
SIO-RAS	P.P.Shirshov Institute of Oceanology-RAS	Russian Federation	9 959	-28 864
SMHI	Swedish Meteorological and Hydrological Institute	Sweden	94 286	-15 241
IOPAN	IOPAN	Poland	18	18
TSU-DNA	Iv.Javakhishvili Tbilisi State University, Centre of Relations with UNESCO Oceanological Research Centre and GeoDNA	Georgia	940	45
RSHU	RSHU	Russian Federation	308	308
UOM	International Ocean Institute - Malta Operational Centre (University Of Malta) / Physical Oceanography Unit	Malta	1 025	397
CNR	CNR	Italy	484	484
EPA	Environmental Protection Agency (EPA)	Lithuania	962	549
IOF	Institute of Oceanography and Fisheries	Croatia	2 233	657
IOLR	Israel Oceanographic and Limnological Research (IOLR)	Israel	5 732	659
IMBK	Institute of Marine Biology (IMBK)	Montenegro	706	684
MUMM	Management Unit of the North Sea and Scheldt estuary Mathematical Models	Belgium	12 329	796
INSTM	Institut National des Sciences et Technologies de la Mer	Tunisia	969	969
ENEA	ENEA Centro Ricerche Ambiente Marino - La Spezia	Italy	9 089	1 015
INRH	Institut National de Recherche Halieutique	Morocco	1 026	1 026
IO-BAS	Bulgarian National Oceanographic Data Centre(BGODC)	Bulgaria	3 479	1 171
TUBITAK-SHODB	Turkiye Bilimsel ve Teknolojik Arastirma Kurumu	Turkey	1 180	1 180
NIOZ	NIOZ Royal Netherlands Institute for Sea Research	Netherlands	6 130	1 501
MHI	Marine Hydrophysical Institute	Ukraine	97 009	1 661
VLIZ	Flanders Marine Institute	Belgium	3 498	1 879
OC-UCY	Cyprus Oceanography Center	Cyprus	3 501	1 946
MRI	Marine Research Institute (MRI)	Iceland	5 914	2 090
NIMRD	National Institute for Marine Research and Development Grigore Antipa	Romania	6 890	2 636
IBSS	Institute of Biology of the Southern Seas	Ukraine	4 897	2 791
LIAE	Latvian Institute of Aquatic Ecology	Latvia	3 469	3 162
NIB	National Institute of Biology - NIBMarine Biology Station	Slovenia	7 662	3 542
MI	Marine Institute	Ireland	8 249	3 548
HCMR	Hellenic Centre for Marine Research	Greece	15 813	3 789

IHPT	IHPT, Hydrographic institute	Portugal	6 152	5 247
IEO	IEO/Spanish Oceanographic Institute	Spain	40 202	8 787
UniHb	Universitaet Bremen	Germany	11 159	11 159
FMI	Finnish Meteorological Institute	Finland	13 500	11 289
IMGW	Instytut Meteorologii i Gosodarki Wodnej	Poland	11 340	11 340
OGS	OGS (Istituto Nazionale di Oceanografia e di Geofisica Sperimentale)	Italy	101 521	11 923
MSI	Marine Systems Institute at Tallinn University of Technology	Estonia	26 474	13 477
BSH-DOD	German Oceanographic Datacentre (NODC)	Germany	39 045	21 767
METU-IMS	Institute of Marine Sciences, Middle East Technical University	Turkey	26 508	23 426
ICES	ICES	Denmark	24 171	24 171
NERI	Aarhus University	Denmark	223 955	59 801
NERC-BODC	British Oceanographic Data Centre	United Kingdom	110 003	61 946
RIHMI-WDC	All-Russia Research Institute of Hydrometeorological Information - World Data Centre (RIHMI-WDC) (NODC)	Russian Federation	128 280	71 155
IFREMER	IFREMER / IDM/SISMER	France	302 960	96 761
IMR	Institute of Marine Research - Norwegian Marine Data Centre (NMD)	Norway	111 637	96 844
SHOM	SHOM (Service Hydrographique et Océanographique de la Marine)	France	167 602	161 179
		TOTAL	1 652 266	684 670

Statistics on CSR harvesting

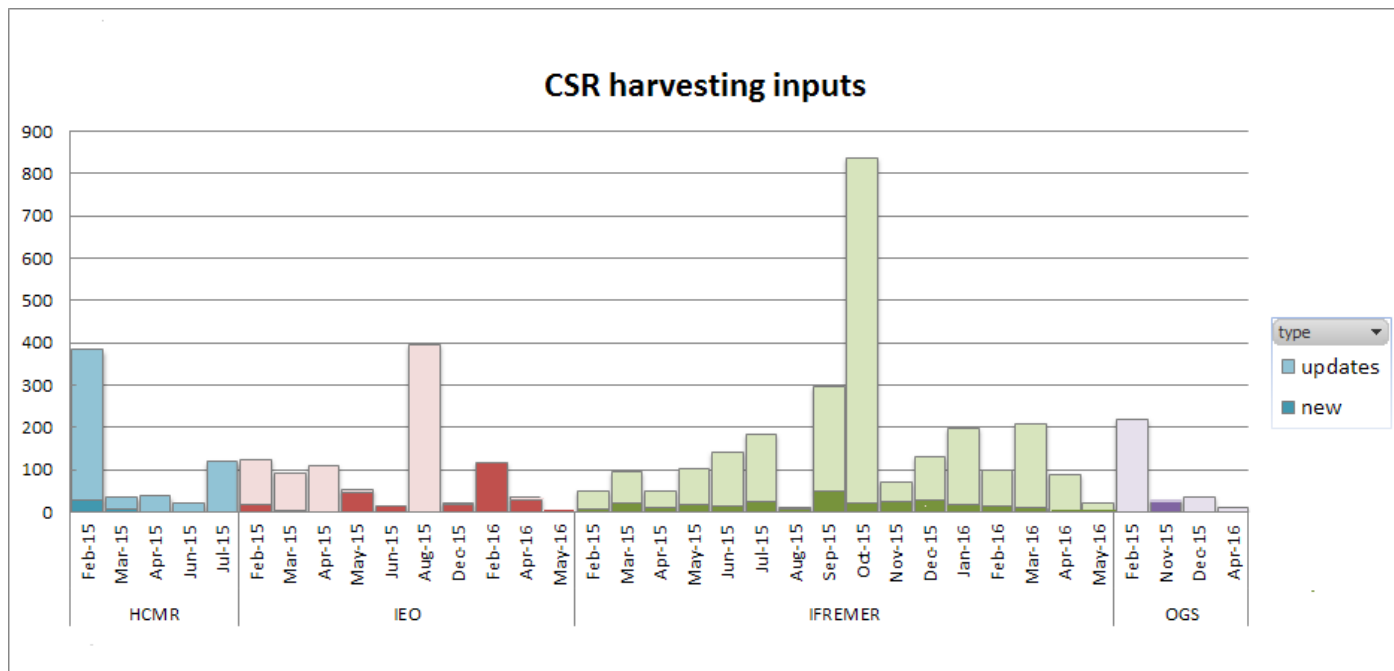
The CSR automatic harvesting result for this month is 2 new and 22 updated records.

Details of harvesting per centre are the following:

Centre	Date	New	Updates
IFREMER	03/05/2016		2
IFREMER	10/05/2016		2
IFREMER	17/05/2016		11
IFREMER	24/05/2016	1	5
IEO	24/05/2016	1	
IFREMER	31/05/2016		2
Total		2	22

HCMR had no CSR creations or updates during this month.

The graph below shows the CSR harvesting inputs since beginning of 2015:



History

Global counts on all catalogues in 2015

Catalogue	Jan-15	Feb-15	Mar-15	Apr-15	May-15	Jun-15	Jul-15	Aug-15	Sep-15	Oct-15	Nov-15	Dec-15
EDMO	3 210	3 223	3 275	3 324	3 422	3 532	3 556	3 564	3 583	3 619	3 639	3 659
EDMED	3 980	3 982	3 984	3 984	3 990	3 992	4 014	4 034	4 053	4 055	4 054	4 060
EDMERP	2 858	2 866	2 878	2 878	2 886	2 898	2 900	2 900	2 901	2 903	2 903	2 903
EDIOS-PRG	360	360	361	361	361	361	361	361	362	362	362	362
CSR	45 483	45 534	45 744	45 810	45 906	45 969	46 059	46 108	46 342	46 444	46 563	46 641
CDI	1 714 285	1 721 708	1 721 604	1 720 724	1 709 958	1 764 762	1 767 715	1 779 199	1 784 327	1 796 791	1 800 648	1 809 541

Global counts on all catalogues in 2014

Catalogue	Jan-14	Feb-14	Mar-14	Apr-14	May-14	Jun-14	Jul-14	Aug-14	Sep-14	Oct-14	Nov-14	Dec-14
EDMO	2 451	2 467	2 651	2 685	2 688	2 692	2 693	2 701	2 875	3 103	3 199	3 212
EDMED	3 944	3 945	3 945	3 947	3 948	3 955	3 957	3 960	3 961	3 962	3 963	3 965
EDMERP	2 787	2 808	2 830	2 832	2 834	2 837	2 841	2 844	2 847	2 849	2 850	2 857
EDIOS-PRG	359	360	360	360	360	360	360	360	360	360	360	360
CSR	44 230	44 294	44 447	44 518	44 518	44 657	44 696	45 012	45 072	45 109	45 156	45 163
CDI	1 498 793	1 537 556	1 558 428	1 566 528	1 569 847	1 575 035	1 604 916	1 612 514	1 621 749	1 626 904	1 631 984	1 662 548

Global counts on all catalogues in 2012/2013

Catalogue	Sept-12	Oct-12	Nov-12	Dec-12	Jan-13	Feb-13	Mar-13	Apr-13	May-13	Aug-13	Sep-13	Oct-13	Nov-13	Dec-13
EDMO	2 261	2 283	2 296	2 304	2 330	2 351	2 359	2 362	2 370	2 384	2 404	2 404	2 423	2 431
EDMED	3 834	3 834	3 834	3 834	3 834	3 834	3 882	3 885	3 885	3 889	3 901	3 901	3 925	3 944
EDMERP	2 617	2 637	2 667	2 674	2 683	2 684	2 685	2 686	2 690	2 698	2 710	2 710	2 772	2 772
EDIOS-PRG	350	350	350	350	353	353	353	353	354	356	358	359	359	359
CSR	41 330	41 481	41 832	42 256	43 423	43 539	43 782	44 153	43 479	43 687	43 713	43 765	44 094	44 236
CDI	1 088 322	1 097 399	1 241 010	1 267 669	1 274 982	1 291 491	1 302 629	1 311 827	1 317 191	1 350 455	1 356 245	1 360 236	1 386 446	1 496 950