

January 2017 – SeaDataCloud catalogues follow-up

All documents used to write this report are available on the extranet of the project under [SeaDataCloud > Follow up](#).

Statistics on all catalogues

In January 2017, global increases on catalogues :

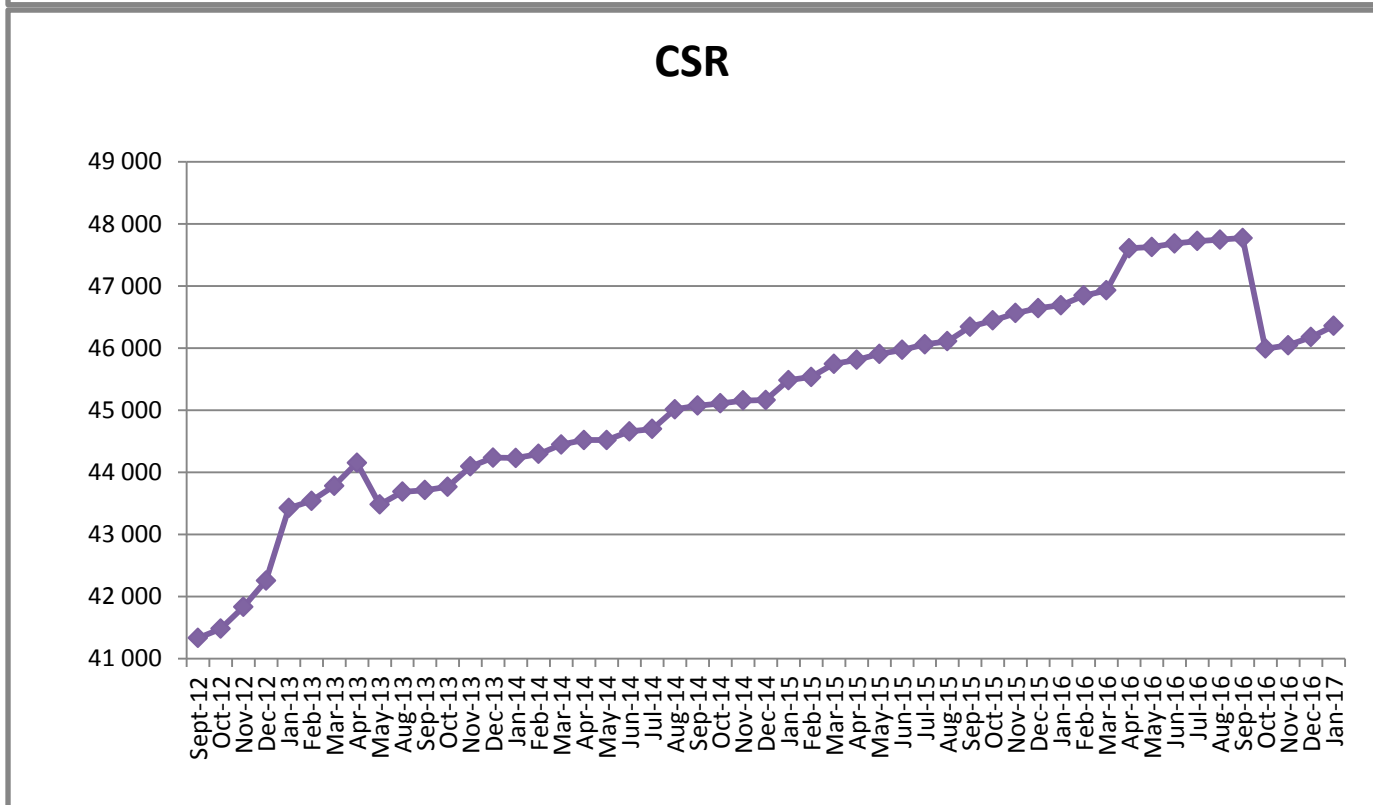
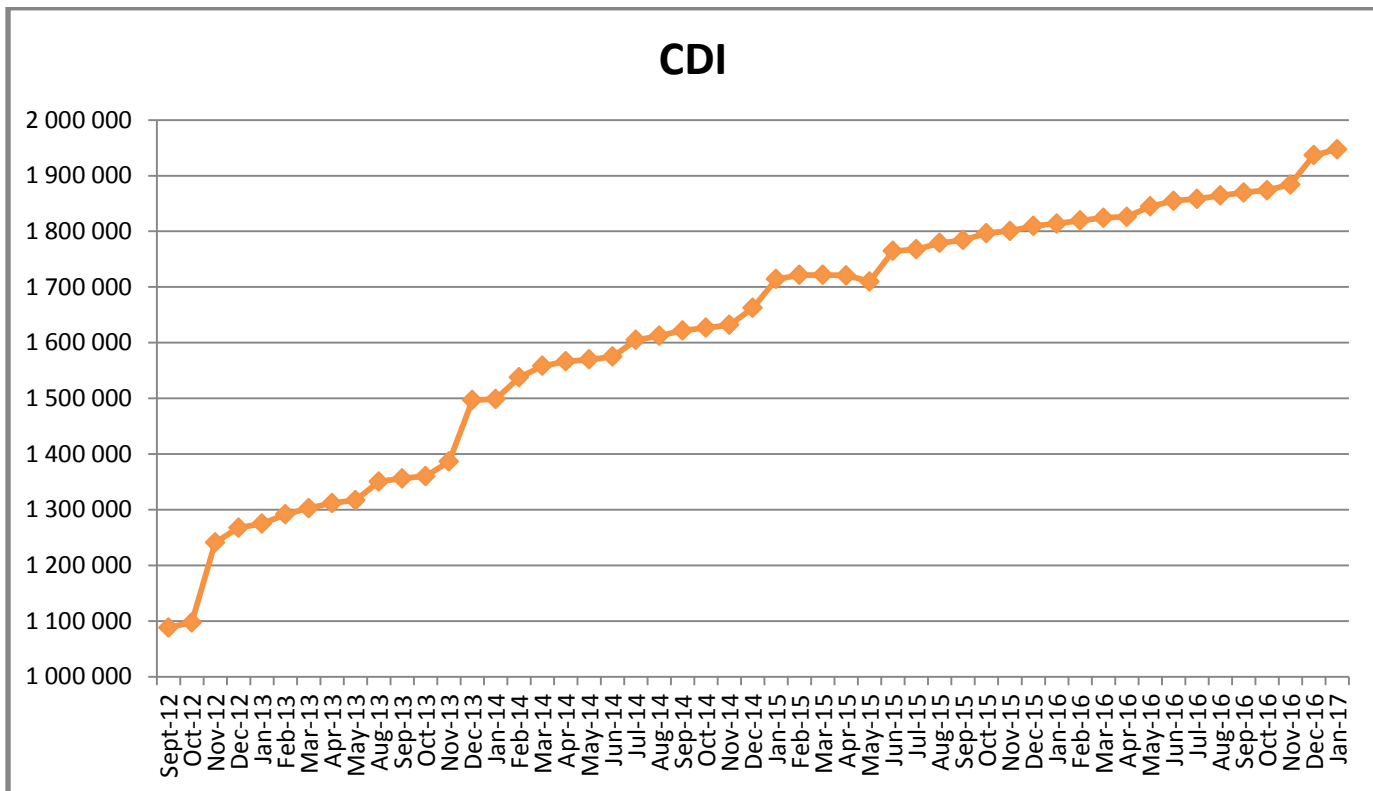
- **CDI (Data)** : +10 693,
- **CSR (Cruises)** : +181,
- **EDMO (Marine organisations)** : +11,
- **EDMED (Data sets)** : +5
- **EDMERP (Projects)** : +2,

and no change for **EDIOS-PRG (Programmes)**.

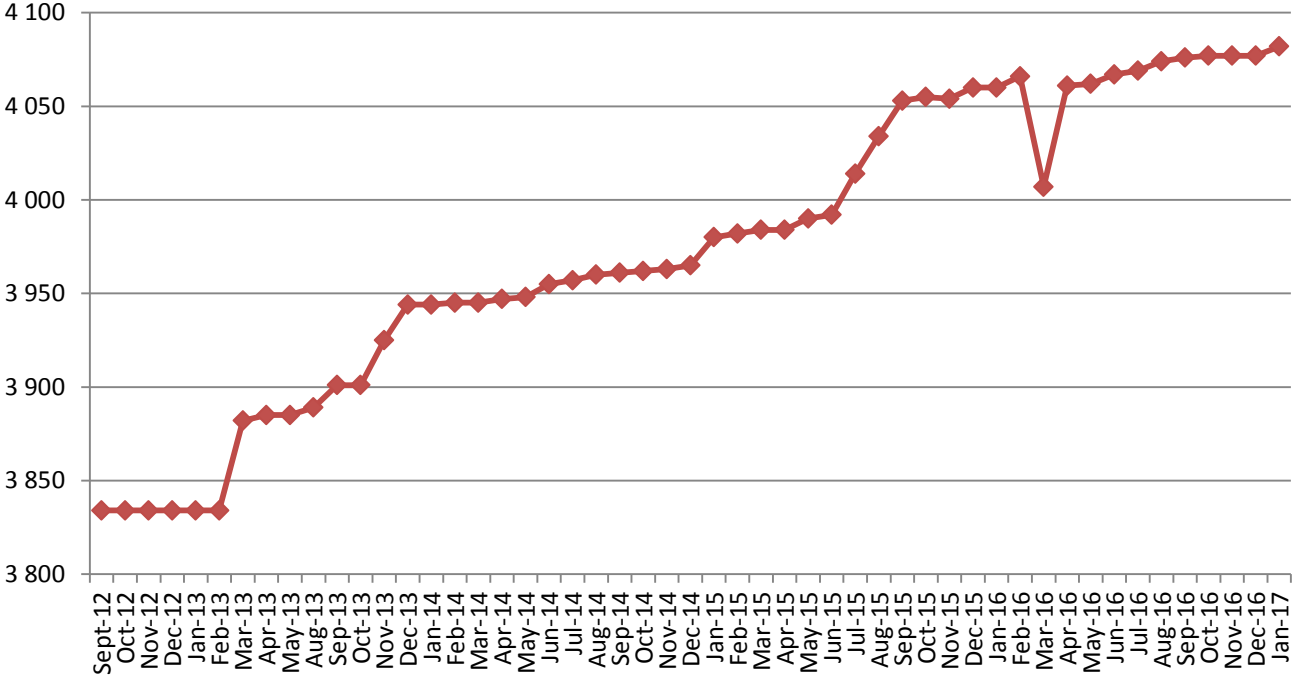
Global counts on all catalogues in 2016-2017

Catalogue	Jan-17	Dec-16	Nov-16	Oct-16	Sep-16	Aug-16	Jul-16	Jun-16	May-16	Apr-16	Mar-16	Feb-16	Jan-16
EDMO	3 802	3 791	3 775	3 758	3 747	3 733	3 730	3 712	3 695	3 691	3 686	3 670	3 659
EDMED	4 082	4 077	4 077	4 077	4 076	4 074	4 069	4 067	4 062	4 061	4 007	4 066	4 060
EDMERP	2 981	2 979	2 975	2 975	2 975	2 974	2 971	2 971	2 966	2 961	2 961	2 961	2 903
EDIOS-PRG	362	362	362	362	362	362	362	362	362	362	362	362	362
CSR	46 356	46 175	46 043	45 990	47 770	47 744	47 722	47 684	47 625	47 606	46 928	46 845	46 641
CDI	1 947 452	1 936 759	1 884 034	1 873 823	1 869 790	1 864 378	1 858 162	1 854 787	1 844 660	1 825 957	1 824 402	1 819 492	1 809 541

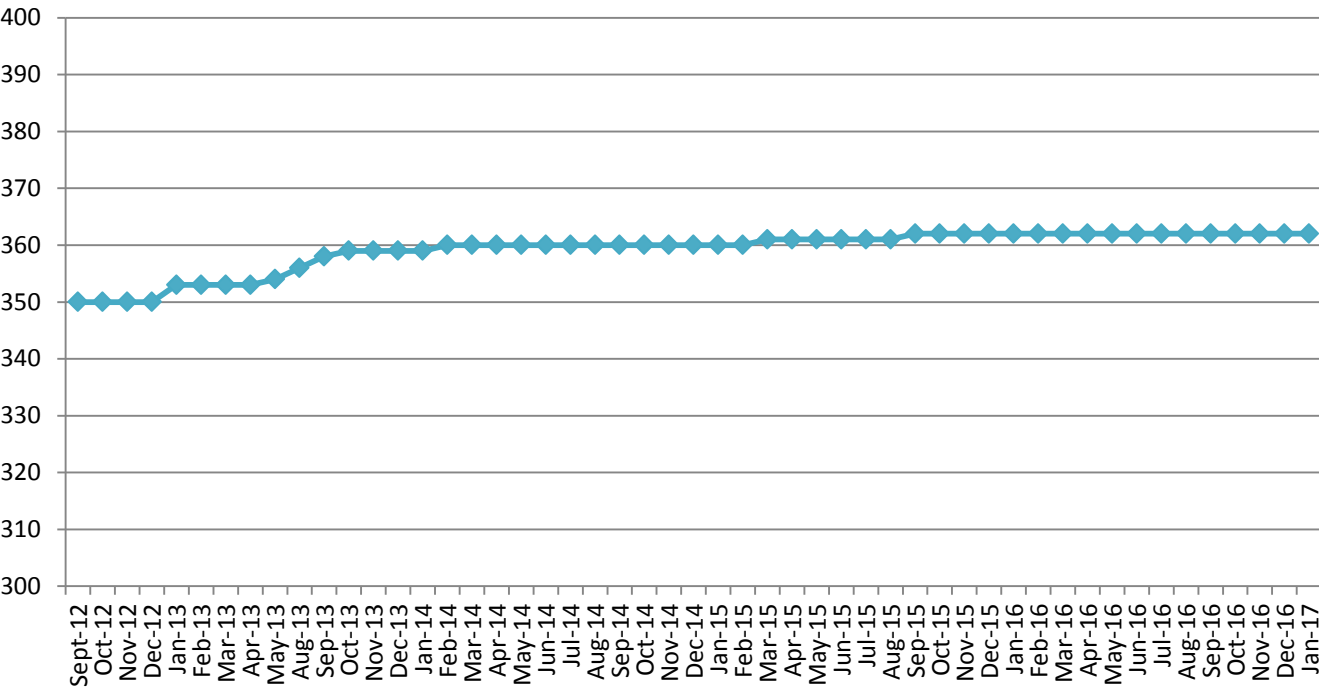
Nb of EDMO, EDMED, EDMERP, EDIOS, CSR and CDI per month



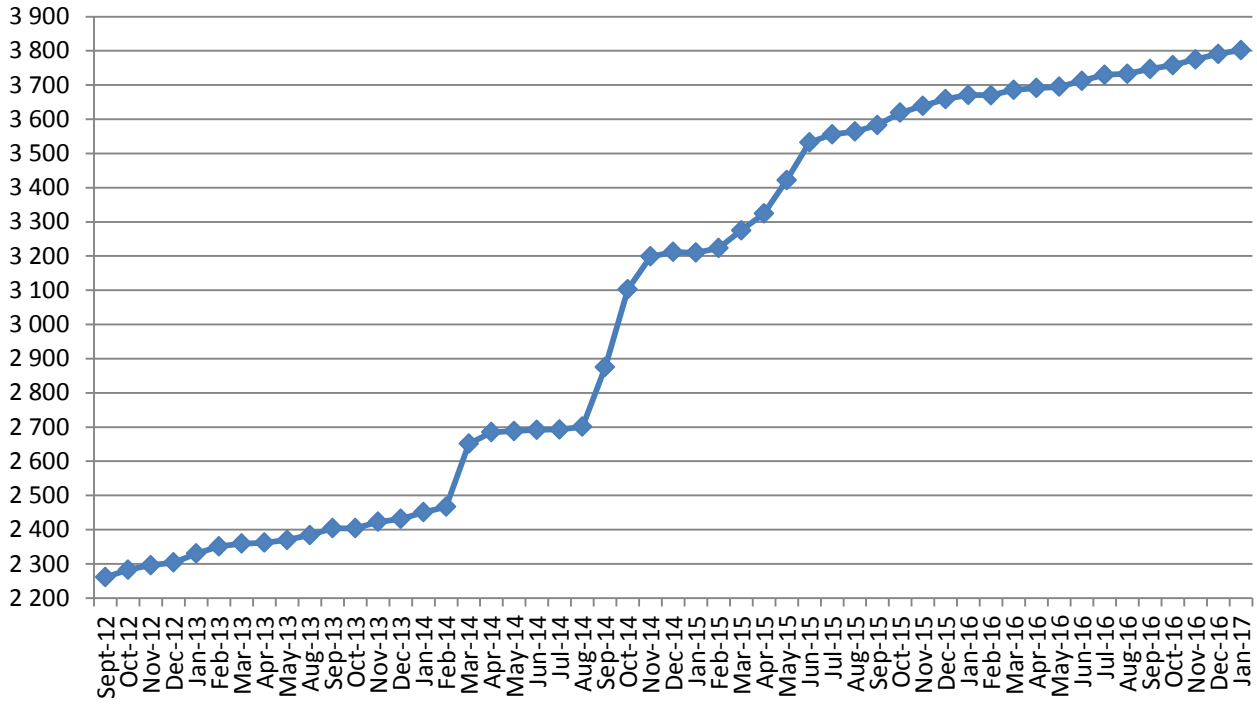
EDMED



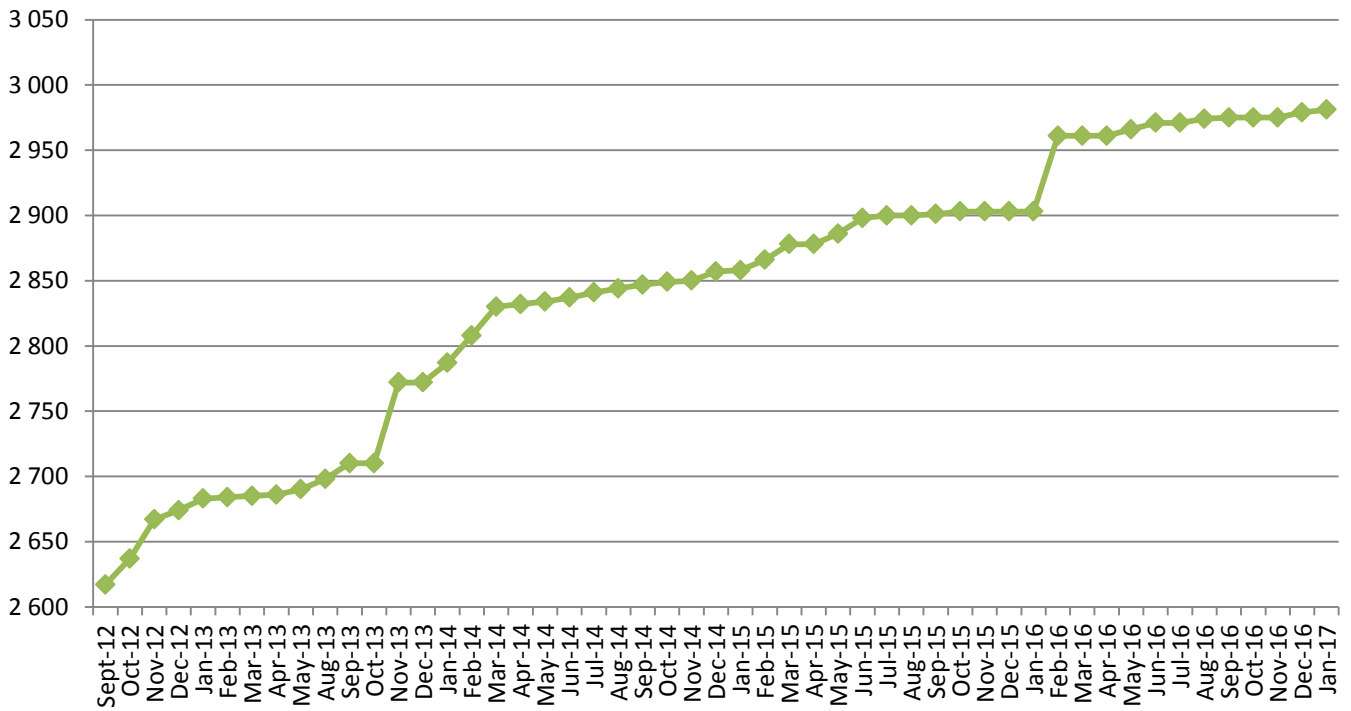
EDIOS-PRG



EDMO



EDMERP



Statistics on CDI catalogue

Details of last month upgrades per partners are the following:

CDI partner	Country	Last increase
IFREMER	France	3 034
NERC-BODC	United Kingdom	50
OGS	Italy	2 140
SYKE	Finland	4 671
TOTAL		9 895

- 4 SeaDataCloud partners have input data in the CDI catalogue, for a total increase of **+9 895 records**.
- 3 other partners, not in the SeaDataCloud consortium, have worked for an increase of **798 records**.

Since the beginning of the follow-up reports (October 2012), the global increase in CDI, per partner, is the following: Note that for SMHI, TSU-DNA and SIO-RAS the negative or low global increase is due to the change in their time series management (SMHI), the duplicates detection (TSU-DNA) or the change of data owner and the remove of incorrect records (SIO-RAS. The new owner is SOI, not in the SeaDataCloud consortium).

CDI partner	Name of partner	Country	Nb 02/02/2017	Global increase
SIO-RAS	P.P.Shirshov Institute of Oceanology-RAS	Russian Federation	10 441	-28 382
SMHI	Swedish Meteorological and Hydrological Institute	Sweden	94 286	-15 241
IOPAN	IOPAN	Poland	18	18
TSU-DNA	Iv.Javakhishvili Tbilisi State University, Centre of Relations with UNESCO Oceanological Research Centre and GeoDNA	Georgia	952	57
UOM	International Ocean Institute - Malta Operational Centre (University Of Malta) / Physical Oceanography Unit	Malta	1 025	397
CNR	CNR	Italy	484	484
IOF	Institute of Oceanography and Fisheries	Croatia	2 233	657
IOLR	Israel Oceanographic and Limnological Research (IOLR)	Israel	5 732	659
IMBK	Institute of Marine Biology (IMBK)	Montenegro	706	684
RBINS / MUMM	Management Unit of the North Sea and Scheldt estuary Mathematical Models	Belgium	12 329	796
INSTM	Institut National des Sciences et Technologies de la Mer	Tunisia	969	969
ENEA	ENEA Centro Ricerche Ambiente Marino - La Spezia	Italy	9 089	1 015
IO-BAS	Bulgarian National Oceanographic Data Centre(BGODC)	Bulgaria	3 479	1 171
NIOZ	NIOZ Royal Netherlands Institute for Sea Research	Netherlands	6 130	1 501
VLIZ	Flanders Marine Institute	Belgium	3 572	1 953
ORION / OC-UCY	Cyprus Oceanography Center	Cyprus	3 520	1 965
MRI	Marine Research Institute (MRI)	Iceland	5 914	2 090
NIMRD	National Institute for Marine Research and Development Grigore Antipa	Romania	6 890	2 636
LIAE	Latvian Institute of Aquatic Ecology	Latvia	3 484	3 177
NIB	National Institute of Biology - NIBMarine Biology Station	Slovenia	7 662	3 542
MI	Marine Institute	Ireland	8 249	3 548
HCMR	Hellenic Centre for Marine Research	Greece	15 989	3 965
IHPT	IHPT, Hydrographic institute	Portugal	6 333	5 428
UkrSCES	Ukrainian scientific center of Ecology of Sea (UkrSCES)	Ukraine	5 824	5 824
IEO	IEO/Spanish Oceanographic Institute	Spain	40 356	8 941
SYKE	Finnish Environment Institute	Finland	6 207	10 878
FMI	Finnish Meteorological Institute	Finland	13 500	11 289
IMGW	Instytut Meteorologii i Gosodarki Wodnej	Poland	13 110	13 110

MSI	Marine Systems Institute at Tallinn University of Technology	Estonia	26 474	13 477
OGS	OGS (Istituto Nazionale di Oceanografia e di Geofisica Sperimentale)	Italy	101 547	14 089
BSH-DOD	German Oceanographic Datacentre (NODC)	Germany	39 447	22 169
METU-IMS	Institute of Marine Sciences, Middle East Technical University	Turkey	28 017	24 935
NERI	Aarhus University	Denmark	223 955	59 801
NERC-BODC	British Oceanographic Data Centre	United Kingdom	110 003	61 996
RIHMI-WDC	All-Russia Research Institute of Hydrometeorological Information - World Data Centre (RIHMI-WDC) (NODC)	Russian Federation	131 332	74 207
ICES	ICES	Denmark	79 051	79 051
IMR	Institute of Marine Research - Norwegian Marine Data Centre (NMD)	Norway	111 637	96 844
IFREMER	IFREMER / IDM/SISMER	France	318 692	115 527
SHOM	SHOM (Service Hydrographique et Océanographique de la Marine)	France	171 334	164 911
			TOTAL	1 629 972
				770 138

Statistics on CSR harvesting

The CSR automatic harvesting result for this month is 135 new records and 185 updated records.

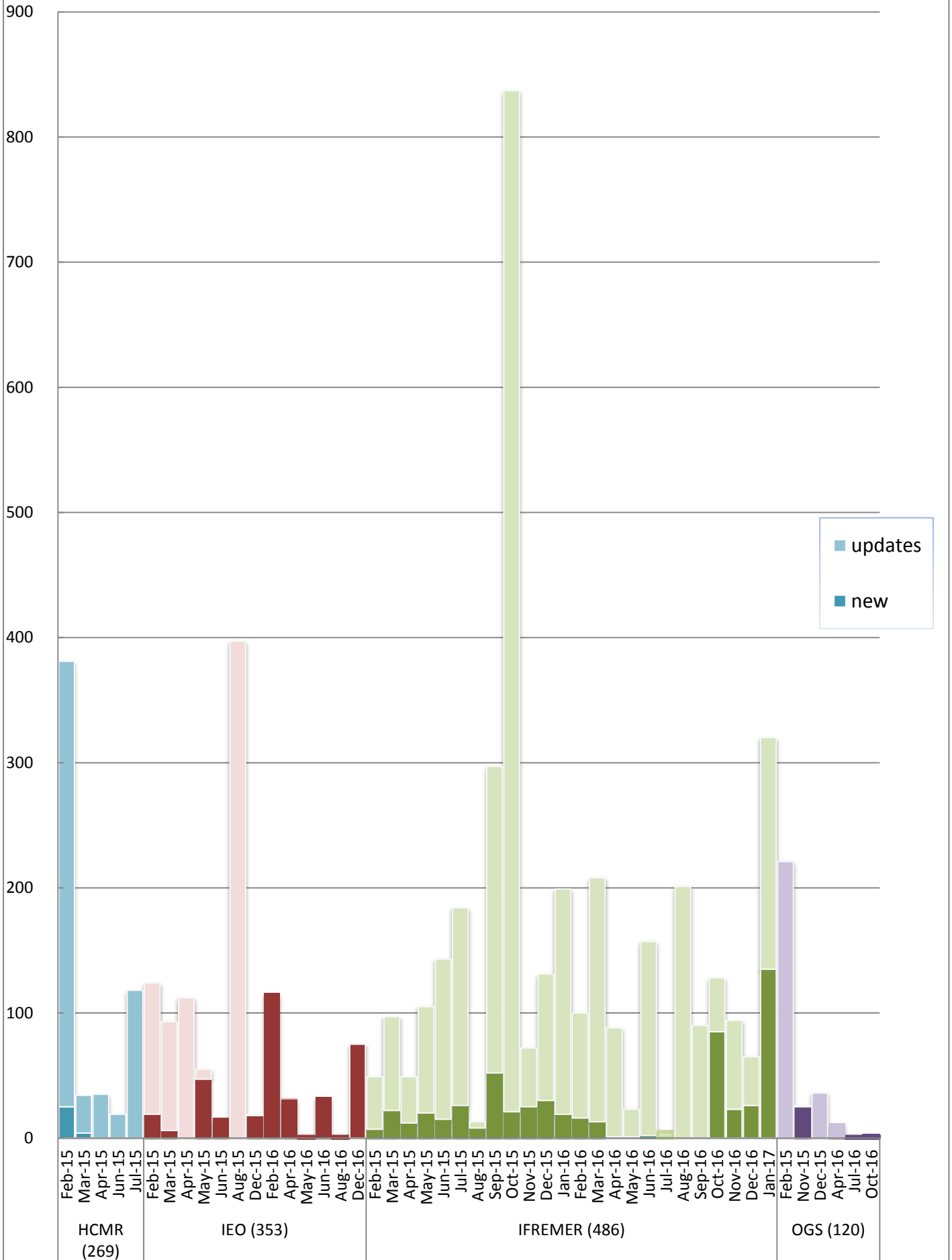
Details of harvesting per centre are the following:

Centre	Date	New	Updates
IFREMER (486)	10/01/2017	10	26
IFREMER (486)	17/01/2017	8	11
IFREMER (486)	24/01/2017	110	18
IFREMER (486)	31/01/2017	7	130
Total		135	185

HCMR, IEO and OGS had no CSR creations or updates during this month.

The graph below shows the CSR harvesting inputs since beginning of 2015:

CSR harvesting inputs



History

Global counts on all catalogues in 2015

Catalogue	Jan-15	Feb-15	Mar-15	Apr-15	May-15	Jun-15	Jul-15	Aug-15	Sep-15	Oct-15	Nov-15	Dec-15
EDMO	3 210	3 223	3 275	3 324	3 422	3 532	3 556	3 564	3 583	3 619	3 639	3 659
EDMED	3 980	3 982	3 984	3 984	3 990	3 992	4 014	4 034	4 053	4 055	4 054	4 060
EDMERP	2 858	2 866	2 878	2 878	2 886	2 898	2 900	2 900	2 901	2 903	2 903	2 903
EDIOS-PRG	360	360	361	361	361	361	361	361	362	362	362	362
CSR	45 483	45 534	45 744	45 810	45 906	45 969	46 059	46 108	46 342	46 444	46 563	46 641
CDI	1 714 285	1 721 708	1 721 604	1 720 724	1 709 958	1 764 762	1 767 715	1 779 199	1 784 327	1 796 791	1 800 648	1 809 541

Global counts on all catalogues in 2014

Catalogue	Jan-14	Feb-14	Mar-14	Apr-14	May-14	Jun-14	Jul-14	Aug-14	Sep-14	Oct-14	Nov-14	Dec-14
EDMO	2 451	2 467	2 651	2 685	2 688	2 692	2 693	2 701	2 875	3 103	3 199	3 212
EDMED	3 944	3 945	3 945	3 947	3 948	3 955	3 957	3 960	3 961	3 962	3 963	3 965
EDMERP	2 787	2 808	2 830	2 832	2 834	2 837	2 841	2 844	2 847	2 849	2 850	2 857
EDIOS-PRG	359	360	360	360	360	360	360	360	360	360	360	360
CSR	44 230	44 294	44 447	44 518	44 518	44 657	44 696	45 012	45 072	45 109	45 156	45 163
CDI	1 498 793	1 537 556	1 558 428	1 566 528	1 569 847	1 575 035	1 604 916	1 612 514	1 621 749	1 626 904	1 631 984	1 662 548

Global counts on all catalogues in 2012/2013

Catalogue	Sept-12	Oct-12	Nov-12	Dec-12	Jan-13	Feb-13	Mar-13	Apr-13	May-13	Aug-13	Sep-13	Oct-13	Nov-13	Dec-13
EDMO	2 261	2 283	2 296	2 304	2 330	2 351	2 359	2 362	2 370	2 384	2 404	2 404	2 423	2 431
EDMED	3 834	3 834	3 834	3 834	3 834	3 834	3 882	3 885	3 885	3 889	3 901	3 901	3 925	3 944
EDMERP	2 617	2 637	2 667	2 674	2 683	2 684	2 685	2 686	2 690	2 698	2 710	2 710	2 772	2 772
EDIOS-PRG	350	350	350	350	353	353	353	353	354	356	358	359	359	359
CSR	41 330	41 481	41 832	42 256	43 423	43 539	43 782	44 153	43 479	43 687	43 713	43 765	44 094	44 236
CDI	1 088 322	1 097 399	1 241 010	1 267 669	1 274 982	1 291 491	1 302 629	1 311 827	1 317 191	1 350 455	1 356 245	1 360 236	1 386 446	1 496 950